

VIDYOCONNECT™ FOR SKYPE FOR BUSINESS

VIDYOCONNECT INTEGRATIONS

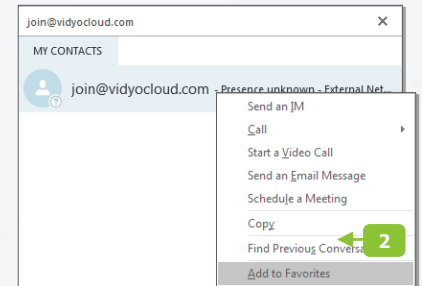


GET READY

- 1 **What do I need?** A computer, camera, microphone, speakers, internet connection and **Skype for Business** or **Office 365!**



- 2 **Open Skype for Business:** Search for **Join@VidyoCloud.com**. Right click



GET SET

Schedule Vidyo® Enabled Meetings from the Home Screen or Vidyo Plugin for MS Outlook.

- 1 In any Vidyo generated meeting invite you will see an **Extension** or **Meeting ID**.
- 2 Instructions on joining this Meeting over Skype for Business (Lync) will be included.

Let's meet via [VidyoCloud!](#)

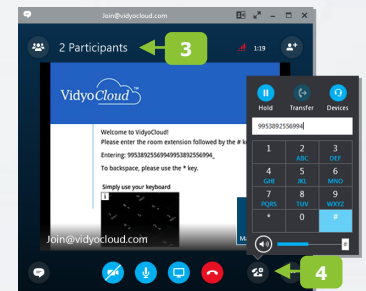
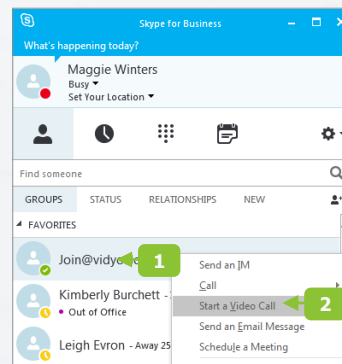
Join 9953892477828 at vidyocloud.com using any of the following options:

- To join as a first-time user from your desktop or mobile device, or to annotate with [VidyoSlate](#) on your iPad: Click <https://vidyocloud.com/flex.html?roomdirect.html&key=Wcq4LsYGZ>
 - To join from another [VidyoPortal](#) using IPC: Enter 9953892477828@vidyocloud.com
 - To join from a non-Vidyo conferencing endpoint: Connect through a [VidyoGateway](#), 75.98.89.60 using H.323 or SIP and enter meeting ID 9953892477828
 - To join from your phone: Dial any of the numbers below, followed by extension 9953892477828 ← 1
 - Join using Skype for Business ← 2
1. First time? Add [join@vidyocloud.com](#) to your Skype for Business (Lync) contacts.
 2. Inside Skype for Business (Lync), right click on [join@vidyocloud.com](#) and choose "Start a Video Call"
 3. You will be presented with an IVR screen: Enter the meeting ID: 9953892477828#
 4. You will be placed in the Vidyo call.

GO!

To join follow the instructions in the invitation.

- 1 Right click **Join@VidyoCloud.com**.
- 2 Click **Start a Video Call**.
- 3 A screen will display. You will be prompted for the Meeting ID (Extension) and #.
- 4 Click **Call Controls**. Enter the Meeting ID (Extension) and #. You will be connected.



MEET

- | | | | |
|--|----------------------|--|------------------|
| | Skype chat | | Disconnect |
| | Camera control | | Call controls |
| | Microphone control | | Call options |
| | Share (Display only) | | Add Participants |

Accept a content share to view it on screen.

